

COVID-19 CHILDREN'S VACCINE POLL

PREPARED BY FORUM RESEARCH



October 27th, 2021

MEDIA INQUIRIES

William Schatten

Vice-President of Research & Analytics

wschatten@forumresearch.com

416.960.1310

INTRODUCTION

METHODOLOGY

The Forum Poll™, conducted by Forum Research, was based on a computer-assisted web survey of 1,006 parents in Ontario with at least one child aged 5-11, recruited from the Forum Poll Panel.

The poll was conducted between October 21st – October 25th, 2021. The average length of the survey was 5 minutes.

The Forum Poll Panel is a randomly recruited panel of Canadians. Its total sample results are accurate 19 times out of 20 (+/- 3 percentage points), while its subsample results are considered less accurate.

Where appropriate, the data has been statistically weighted by age, region, and other variables to ensure that the sample reflects the actual population according to the latest Census data.

INTERPRETING THIS REPORT

TOP2 / BTM2

Top 2 (TOP2) and Bottom 2 (BTM2) reference the collected TOP2 positive and BTM2 negative responses, respectively where applicable. For example, a TOP2 grouping referred to as “agree” may be the combined result of “strongly agree” and “somewhat agree,” where a grouping of “disagree” (BTM2) may be the combined result of “somewhat disagree” and “strongly disagree.”

Rounding

Due to rounding, numbers presented throughout this document may not add up to the totals provided. For example, in some cases, the sum of all question values may add up to 101% instead of 100%. Similar logic applies to TOP2 and BTM2 groupings.

Significance Testing

Throughout the report, statistically significant differences (at the 95% confidence level) between demographic segments have been stated under the related finding in the right text boxes. It is important to point out that, statistical differences exist only between the segments mentioned in the notes.

KEY INSIGHTS

TOP FINDINGS

Around 7 in 10 parents intend to get their children vaccinated for COVID-19, 2 in 10 are unsure, and 1 in 10 don't intend to at all.

- Parents who intend to vaccinate their children are more likely to be vaccinated themselves (75%), to have had their children vaccinated with traditional vaccines (e.g. MMR, flu) (74%), to not know anyone personally who had a serious reaction to the vaccine (76%) and to also have their teenagers vaccinated (84%).
- In contrast, parents who do not intend to vaccinate their children are more likely to be younger (aged 18-34: 18%), to be unvaccinated (55%), to know someone personally who had a serious reaction (31%), and to not have their teenagers vaccinated (53%).

Parents who do not intend to have their children vaccinated for COVID-19 are most concerned about the lack of research, the vaccine still being new, and observing potential side effects on their children.

- The concerns mentioned above are primary drivers of both hesitancy and complete refusal of parents to vaccinate their children for COVID-19.
- Unsure or hesitant parents are less likely to have their children vaccinated because the rest of their family is already vaccinated. This could be explained by a belief that immunity within the family will provide enough protection for the children..

TOP FINDINGS

Most parents intend to vaccinate their children so that their children can resume their lives protected from COVID.

- An overwhelming majority of parents want to bring their children to public spaces (96%) and feel more comfortable taking their children to school and community-based extracurricular activities (93%).

Once the vaccine is approved, around 8 in 10 parents will get their children vaccinated as soon as possible.

- These parents are more likely to be older (aged 55+: 92%), vaccinated (83%) and have teenagers that are also vaccinated (84%).

TOP FINDINGS

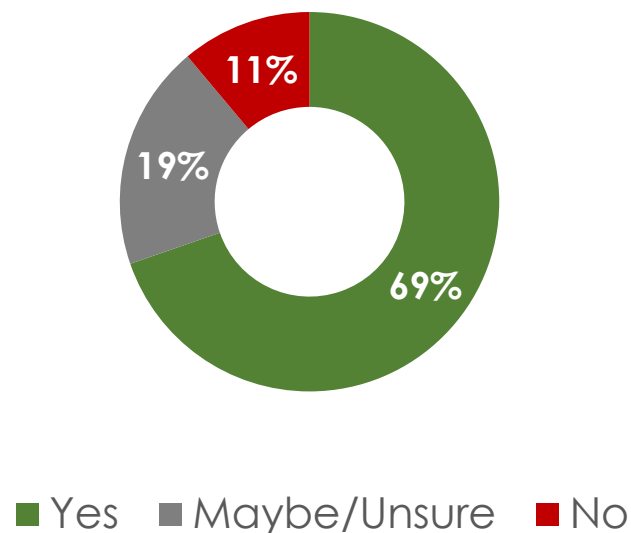
Around 2 in 3 parents are in support of COVID vaccine mandate for children in schools and daycares.

- Support for the mandate is mainly driven by parents who intend to get their children vaccinated (85%).
- All parents who don't intend to get the vaccine are against the mandate (100%). 3 in 4 of hesitating or unsure parents are also against the mandate.
- If a mandate were to happen, majority of parents (65%) support publicly funded online learning for children who aren't vaccinated. This support is mostly seen among younger parents compared to older ones.

DETAILED FINDINGS

INTENT TO VACCINATE CHILDREN

Around 7 in 10 (69%) parents intend to get their child vaccinated. Whereas, 1 in 10 (11%) say they do not and 2 in 10 (19%) are unsure.



Parents who intend to get their children (aged 5-11) vaccinated against COVID-19 are:

- More likely to be vaccinated (75%) than unvaccinated (48%)
- More likely to have had their children vaccinated with traditional vaccines (74%) than those who have not (25%)
- More likely to not know someone personally who have had a serious reaction with the COVID-19 vaccine (76%) than those who do (44%)
- More likely to have their teenagers vaccinated (84%) than those who have not (23%)

INTENT TO VACCINATE CHILDREN – HESITANT vs AGAINST

Parents who are against vaccinating their children are more likely to be younger (18-34: 18%), unvaccinated (55%), know someone personally who had a serious reaction to the vaccine (31%), and have teenagers who are not vaccinated (53%).

Intent to Vaccinate	Total	Age				Vaccinated		Know Someone with Serious Reaction		Vaccinated Teenagers	
		18-34	35-44	45-54	55+	Yes	No	Yes	No	Yes	No
Yes	69%	62%	66%	73%	76%	75%	25%	66%	44%	84%	23%
Maybe/Unsure	19%	20%	22%	17%	19%	19%	21%	26%	18%	14%	24%
No	11%	18%	12%	11%	5%	6%	55%	31%	6%	2%	53%



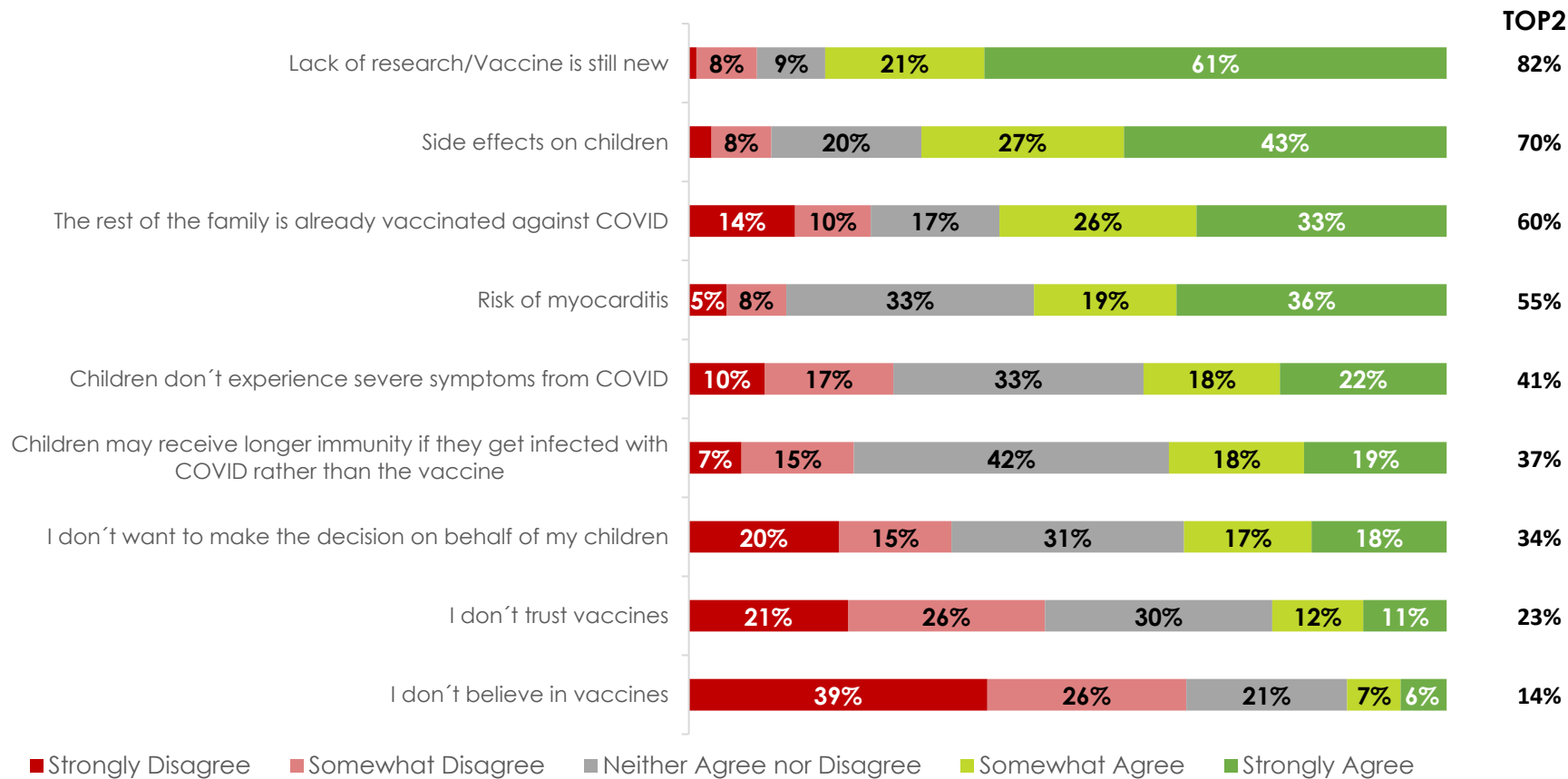
Q4A. Do you intend to get your child/children vaccinated once a COVID-19 vaccine is approved and made available for children 5-11 years old?

Framework: All respondents

Sample size: n = 1006

REASONS FOR NOT VACCINATING CHILDREN

Lack of research or recency of vaccine is the top concern for parents who are not getting their children vaccinated against COVID



The lack of research or recency of vaccine is the most common concern for parents who are unsure and for parents who don't intend to get their children vaccinated.

- This concern is driven by parents who are unvaccinated (TOP2: 93%) and know someone personally who had a serious reaction to the vaccine (TOP2: 93%)

The next main concern for parents is possible side effects their children may have (TOP2: 70%).

- Male parents (TOP2: 85%) and those who know someone who had a serious reaction (TOP2: 91%) are more likely to have this concern



Q5A. (If Q4A = No or Maybe/Unsure) We understand that you are hesitating or don't want to vaccinate your child/children against COVID. To better understand why, can you please indicate how much you agree or disagree with the following:

Framework: Those who are not planning/unsure to get their children vaccinated

Sample size: n = 308

REASONS FOR NOT VACCINATING CHILDREN – HESITANT vs AGAINST

Reason for Not Vaccinating	Total	Intent to Vaccinate Children	
		Maybe/ Unsure	No
Lack of research/Vaccine is still new	82%	74%	95%
Side effects on children	70%	64%	79%
The rest of the family is already vaccinated against COVID	60%	70%	42%
Risk of myocarditis	55%	41%	78%
Children don't experience severe symptoms from COVID	41%	35%	50%
Children may receive longer immunity if they get infected with COVID rather than the vaccine	37%	25%	57%
I don't want to make the decision on behalf of my children	34%	35%	33%
I don't trust vaccines	23%	17%	34%
I don't believe in vaccines	14%	11%	18%

red = significant difference

The lack of research or recency of vaccine is the top concern for parents who are unsure (TOP2: 74%) and parents who are against children's vaccination (TOP2: 95%)

Parents who are hesitant or unsure are more likely to say it's because the rest of the family is already vaccinated (TOP2: 70%), compared to parents who are against it (TOP2: 42%).

Compared to hesitant/unsure parents, those who don't intend to get their children vaccinated are more likely to say it's because of:

- Lack of research or vaccine is still new (TOP2: 95% vs 74%)
- Side effects on children (TOP2: 79% vs 64%)
- Risk of myocarditis (TOP2: 78% vs 41%)
- Children may receive longer immunity through natural infection (TOP2: 57% vs 25%)
- Distrust of vaccines (TOP2: 34% vs 17%)



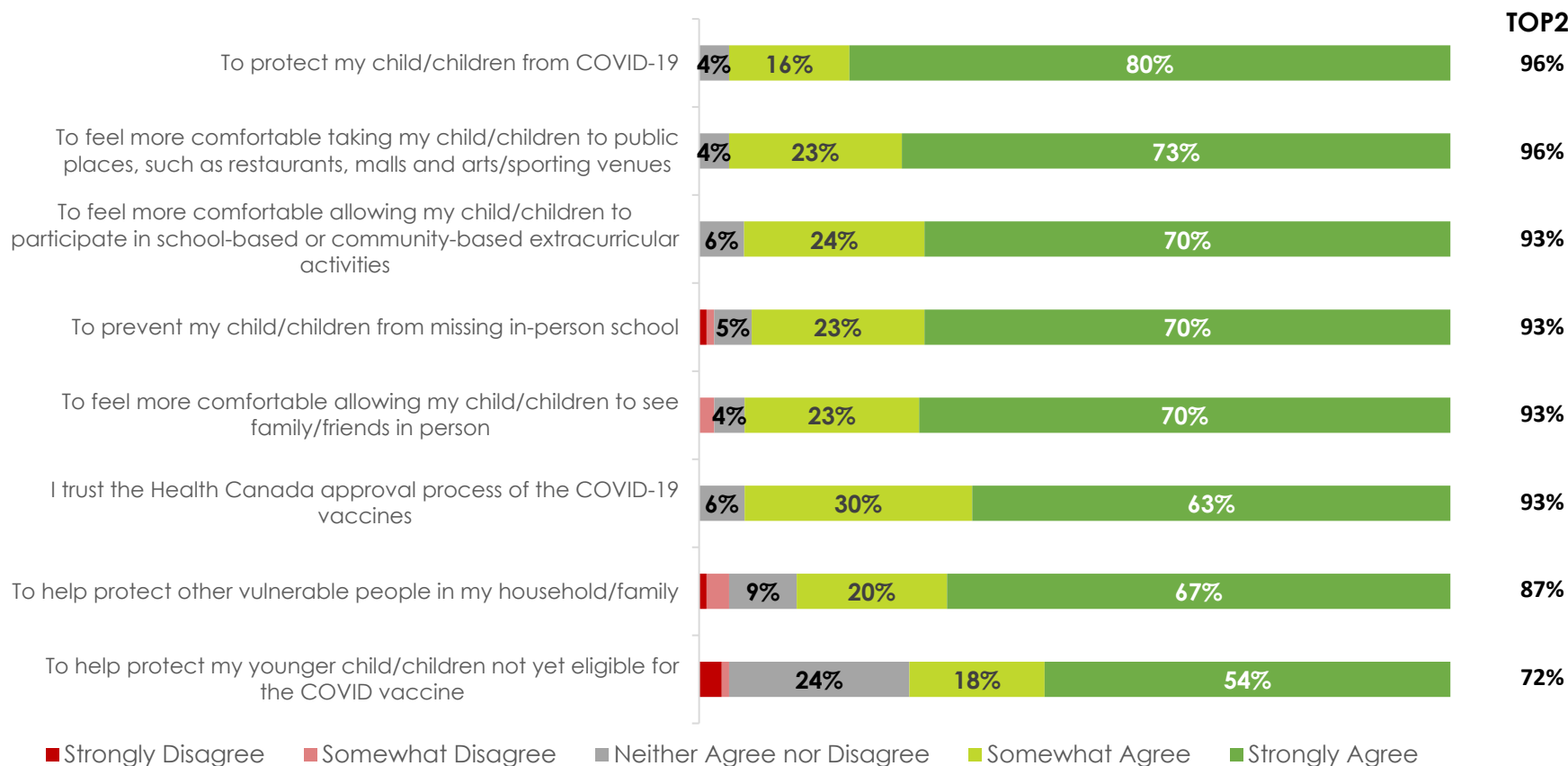
Q5A. (If Q4A = No or Maybe/Unsure) We understand that you are hesitating or don't want to vaccinate your child/children against COVID. To better understand why, can you please indicate how much you agree or disagree with the following:

Framework: Those who are not planning/unsure to get their children vaccinated

Sample size: n = 308

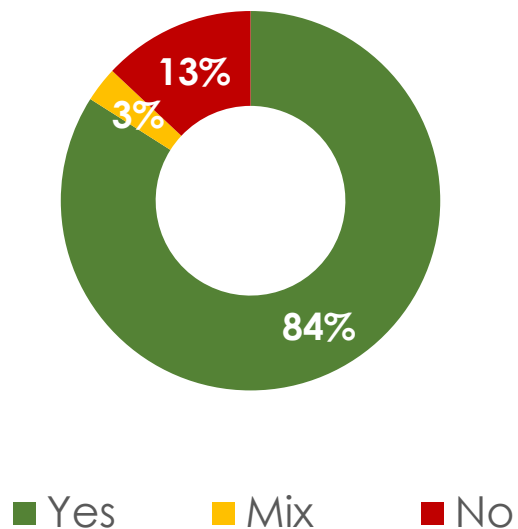
REASONS FOR VACCINATING CHILDREN

The majority of parents who intend to get their children vaccinated want them to participate in normal activities while being protected from COVID-19.



TEENAGER VACCINATION

Majority of teenagers in households (84%) are vaccinated.

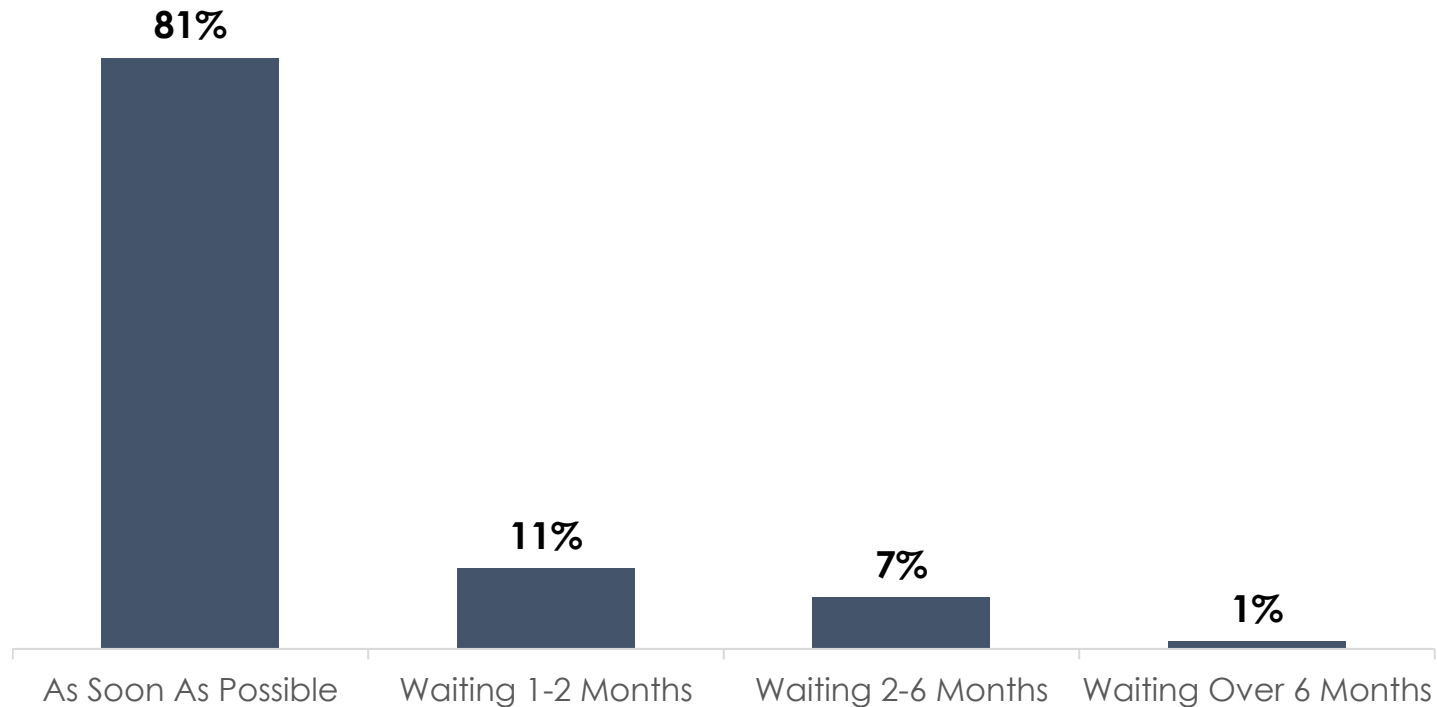


Parents with vaccinated teenagers are most likely to:

- Be vaccinated themselves (93%) than not (4%)
- Intend to get their children vaccinated (94%) or are unsure of getting it (74%) than not (18%)

PLAN FOR VACCINATION

Majority (81%) of those who intend to get their children vaccinated would get it as soon as possible.



Parents who will get their children vaccinated as soon as possible are more likely to:

- Be aged 55+ (92%)
- Be vaccinated themselves (83%)
- Have teenagers that are vaccinated (84%)

Those planning to wait 1-2 months are more likely to:

- Be aged 35-44 (20%) and 45-54 (18%)
- Have unvaccinated teenagers (44%)



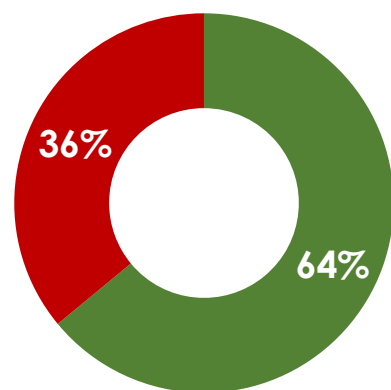
Q7. (If Q4A = Yes) If a vaccine is approved for children aged 5-11, when would you plan on vaccinating your child/children?

Framework: Those planning to get their children vaccinated

Sample size: n = 698

VACCINE MANDATE IN SCHOOLS/DAYCARES

Around 2 in 3 parents (64%) think COVID-19 vaccines should be mandated in schools/daycares for children aged 5-11



■ Yes

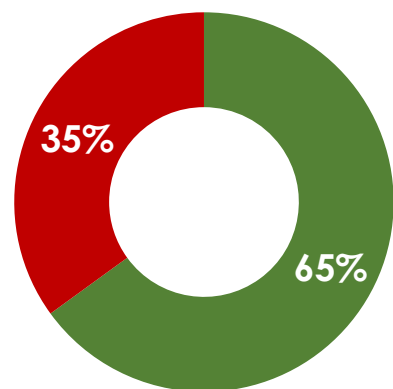
■ No

The majority of respondents who intend to get their children vaccinated support a vaccine mandate in schools and daycares (85%). Whereas, all respondents who don't intend to get the children's vaccine are against the mandate (100%).

75% of respondents who are hesitant or unsure of the children's vaccine are against the mandate.

PUBLICLY FUNDED ONLINE LEARNING

Among those who support a COVID-19 mandate in schools/daycares, 2 in 3 (65%) think unvaccinated children should be entitled to publicly funded online learning



■ Yes

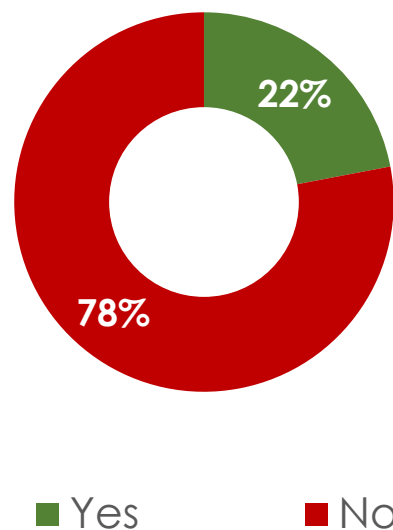
■ No

Younger parents are more likely to support publicly funded online learning for unvaccinated children:

- 18-34: 87%
- 35-44: 79%
- 45-54: 80%
- 55+: 36%

SERIOUS REACTION TO VACCINE

Around 2 in 10 (22%) parents personally know someone who had a serious reaction to the COVID-19 vaccine



Around 8 in 10 (78%) do not know anyone who had a serious reaction to the COVID-19 vaccine.

Meanwhile 2 in 10 (22%) say they do, including:

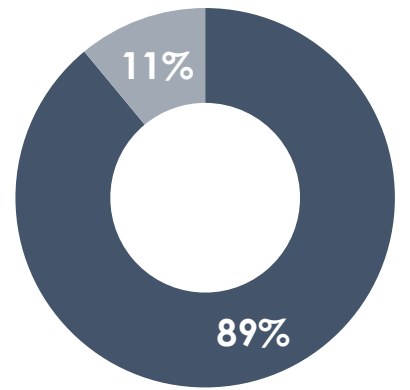
- Themselves (3%)
- Someone in their household (3%)
- Someone they know personally outside their household (15%)

Those who don't intend to get their children vaccinated are more likely to have known someone who had a serious reaction (59%) than those who intend to (14%) or are unsure (29%).

RESPONDENT PROFILE

RESPONDENT PROFILES

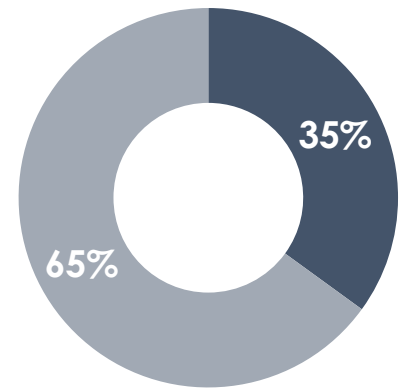
Vaccinated Against COVID-19



■ Yes ■ No

“No”
→

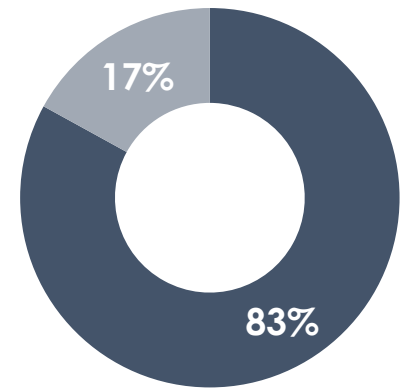
Plan to Get Vaccinated



■ Yes ■ No

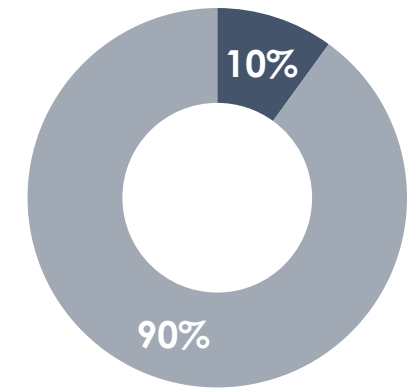
RESPONDENT PROFILES

Children are Vaccinated with Traditional Vaccines



■ Yes ■ No

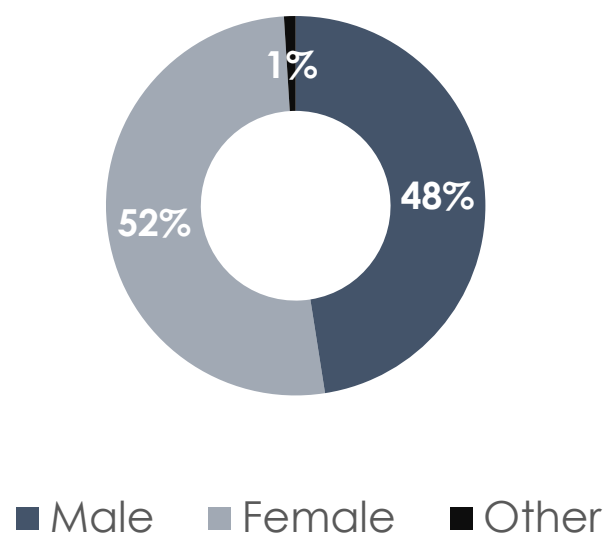
Someone in Household Tested Positive for COVID-19



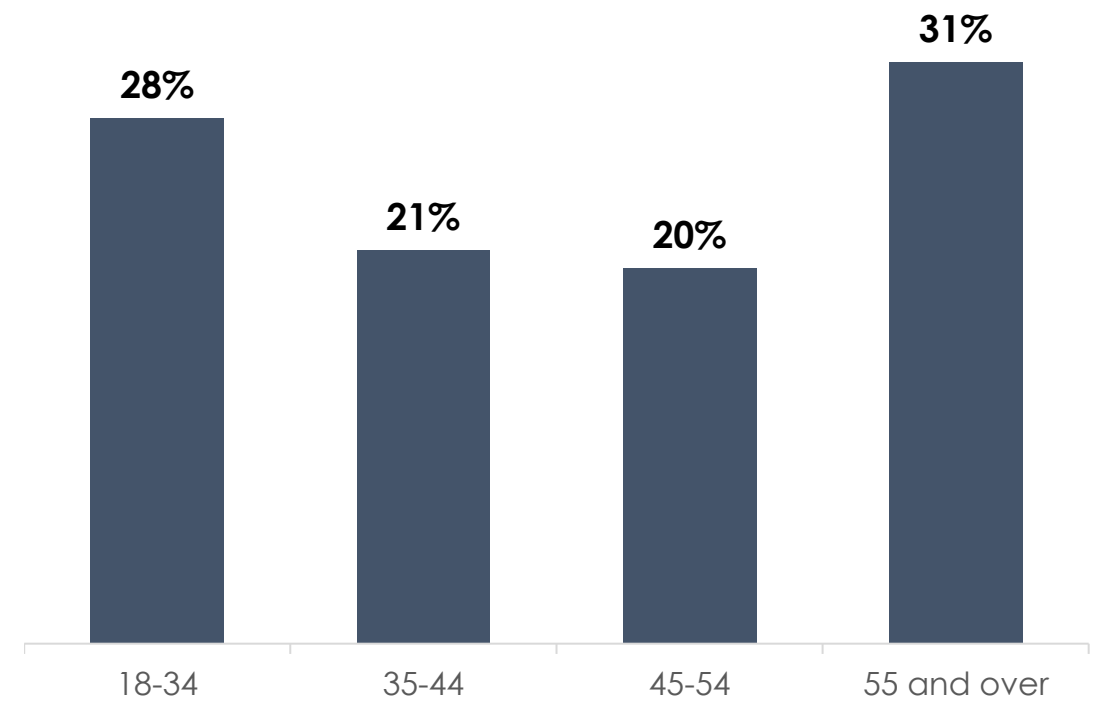
■ Yes ■ No

RESPONDENT PROFILES

Gender

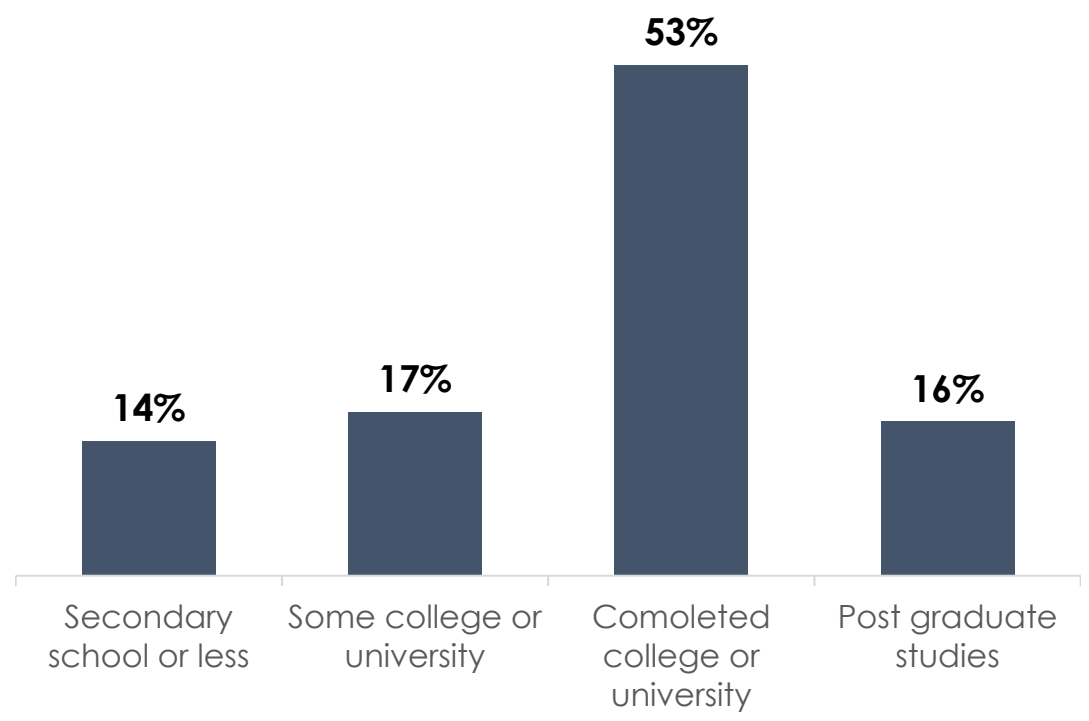


Age

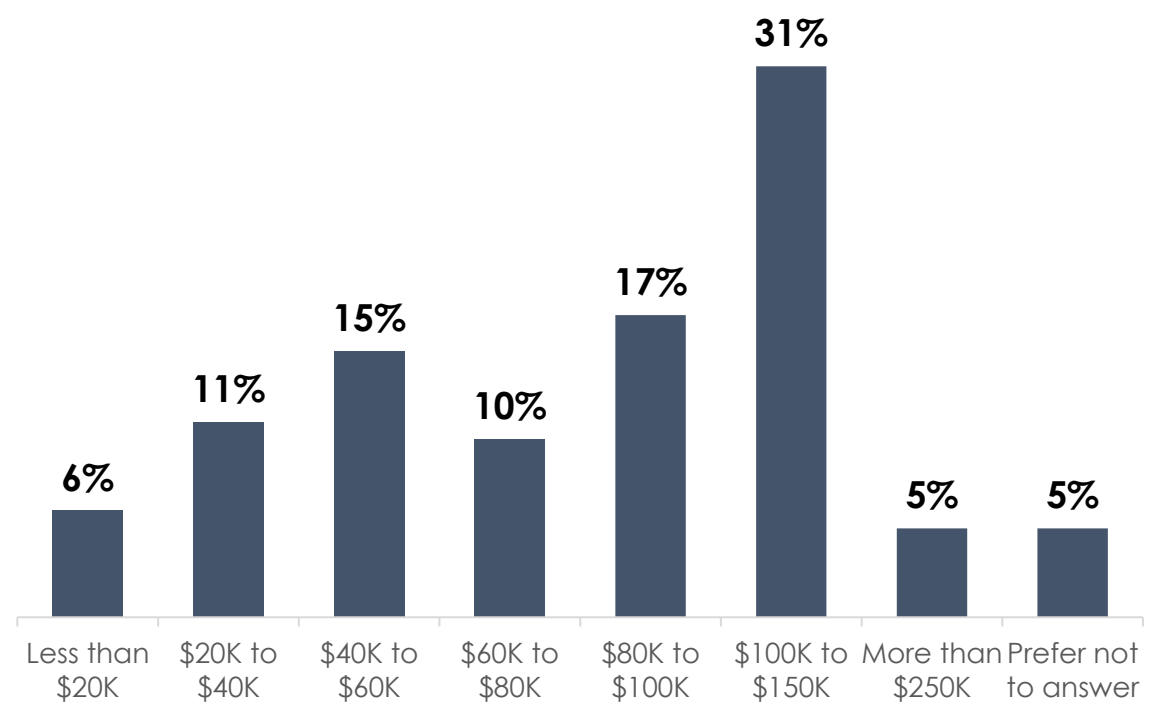


RESPONDENT PROFILES

Education

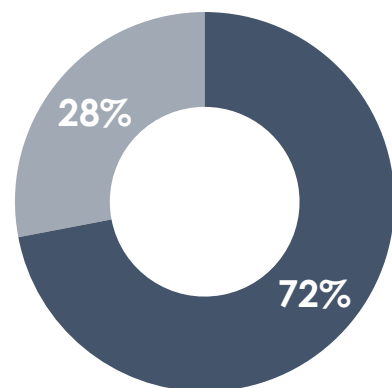


Income



RESPONDENT PROFILES

Born in Canada



■ Yes

■ No

Ethnicity

