

NEWS RELEASE



EMBARGOED ONLINE UNTIL SEPT 21, 5 am
EMBARGOED IN PRINT UNTIL SEPT 21

CAQ Diving Toward Minority

Plurality says the current number of immigrants is okay, but half of CAQ supporters say fewer immigrants should be allowed

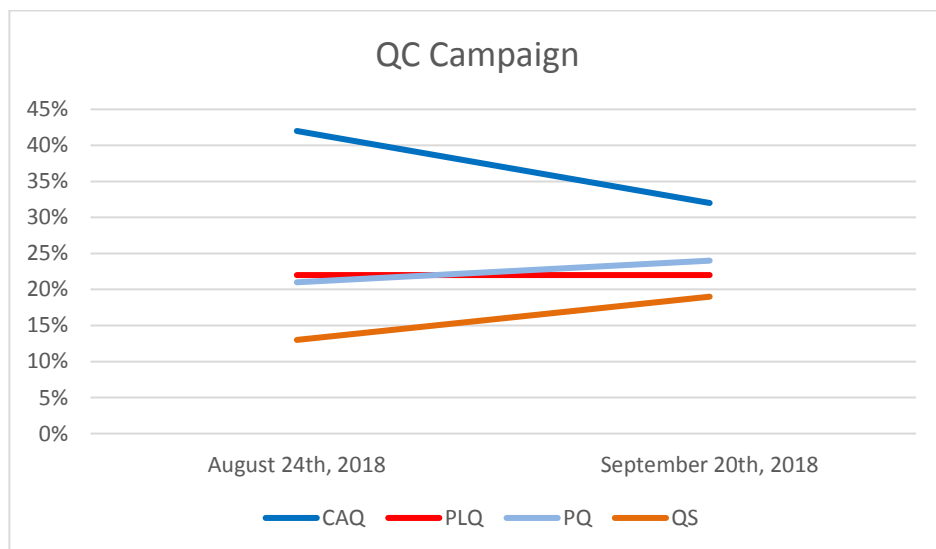
Toronto, September 20th, 2018 – In a random sampling of public opinion taken by The Forum Poll™ among 1274 Québec voters, amongst those decided and leaning, CAQ sees support from a third (32%) of voters, down ten points since August (Aug 24: 42%).

Support for the PLQ is steady at (22%), unchanged since August (Aug 24: 22%).

The PQ has also remained steady (24%) since August (Aug 24: 21%).

QS, however, has seen a jump, now supported by one-fifth (19%) of voters, up 6 points since August (Aug 24: 13%).

Few (2%) say they are supporting other parties.



CAQ minority

Projecting these results onto the electoral map, if an election were held today, CAQ would secure a minority government with 58 seats. The PLQ would serve as opposition with 38, and the PQ would win 23.

QS would win 6.

MEDIA INQUIRIES:

Lorne Bozinoff, President
lbozinoff@forumresearch.com
416.960.9603

“Concern may be growing in the CAQ campaign, with support for the party dropping, and the approval ratings for their leader going in the wrong direction,” said Dr. Lorne Bozinoff, President of Forum Research. “The issue of immigration may be hurting Legault, with about two-thirds preferring more immigrants, or about same amount. If the other parties continue hammering the CAQ on the issue, the election may turn into a real race.”



180 Bloor Street W., #1400
Toronto, ON M5S 2V6
T 416.960.9600
F 416.960.9602
forumresearch.com

NEWS RELEASE



MEDIA INQUIRIES:

Lorne Bozinoff, President
lbozinoff@forumresearch.com
416.960.9603

Legault disapproval way up, Lisée approval up too

Premier Phillippe Couillard's current approval (27%) (Aug 24: 27%) remains unchanged since the beginning of the campaign, as is his disapproval (66%) (Aug 24: 64%)

Only 1 in 10 (8%) say they do not know about the premier.

Premier Couillard's net favourable score (approve - disapprove) is -39, down two points since August (Aug 24: -37).

Jean-François Lisée's approval has risen considerably since August, with more than 4 in 10 (44%) saying they approve, up from a third in August (Aug 24: 35%).

Lisée's disapproval is down as well, with a third (35%) saying they disapprove, down from 4 in 10 (Aug 24: 40%).

One-fifth currently say they do not know about Lisée (21%).

His net favourable score is +9, a 14 point improvement since August (Aug 24: -5).

François Legault's approval has dropped 7 points, with 4 in 10 (41%) saying they approve, down from about half (Aug 24: 48%). Legault's disapproval has spiked as well, with more than 4 in 10 (44%) saying they disapprove, up from a third (Aug 24: 33%).

One-sixth say they do not know (15%) about Legault.

His net favourable score is -3, down 18 points (Aug 24: +15).

Almost two-thirds say they watched the September 13th debate

Almost two-thirds (60%) say they watched the debate, while a quarter (25%) said they heard about the debate.

Only one-sixth (15%) said they didn't watch or hear anything about the debate.

Almost a third say Lisée won

Almost a third (29%) of those who watched or heard about the debate, said Lisée won. About one-fifth said it was Legault (18%) or Massé (17%).


About 1 in 10 (9%) said it was Couillard.

Almost a quarter (22%) said there were no winners of the debate, while a few (5%) said they did not know.



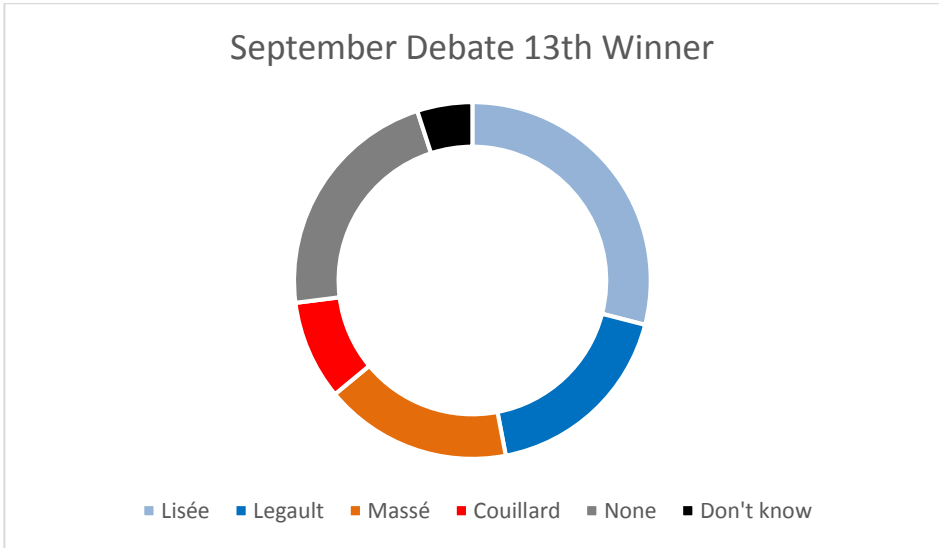
180 Bloor Street W., #1400
Toronto, ON M5S 2V6
T 416.960.9600
F 416.960.9602
forumresearch.com

NEWS RELEASE



MEDIA INQUIRIES:

Lorne Bozinoff, President
lbozinoff@forumresearch.com
416.960.9603



Plurality says the current number of immigrants is okay, but half of CAQ supporters say fewer immigrants should be allowed

More than 4 in 10 (44%) say that the province should keep the number of immigrants allowed into Québec the same, while a third (32%) said fewer immigrants should be allowed. About one-fifth (19%) said more immigrants should be allowed, while a few (5%) said they did not know about how many immigrants should be allowed.

Respondents most likely to say that the number of immigrants should be kept the same include those aged 34 and younger (46%) and those aged 65+ (47%), females (47%), the most wealthy (57%), supporting the PLQ (46%), PQ (48%), or QS (49%), and living in Montréal (45%) or Québec City (47%).

Respondents most likely to say fewer immigrants should be allowed includes those aged 45-54 (37%) or 55-64 (35%), males (35%), earning \$20,000- \$40,000 (34%), \$40,000-\$60,000 (34%), or \$80,000-\$100,000 (36%), supporting the CAQ (53%), and living in ROQ (35%) or South Shore (37%).



180 Bloor Street W., #1400
Toronto, ON M5S 2V6
T 416.960.9600
F 416.960.9602
forumresearch.com

NEWS RELEASE



Respondents most likely to say more immigrants should be allowed includes those aged 34 and younger (23%) or 35-44 (23%), earning \$40,000-\$60,000 (24%), supporting the PLQ (30%) or QS (31%), and living in Montréal (20%) or Québec City (22%).

Two-thirds support language test for immigrants

More than 6 in 10 (64%) say they approve of a language test for immigrants within three years of their arrival in Québec, while a quarter (26%) say they disapprove.

1 in 10 (10%) say they do not know.

Almost two-thirds support a \$15 minimum wage

6 in 10 (62%) say they approve of raising the minimum wage to \$15, while a third (30%) say they disapprove.

1 in 10 (7%) say they do not know.

Three-quarters would support raising the wages of nurses

Three-quarters (74%) say they approve of raising the wages of nurses, with only one-sixth (15%) saying they disapprove.

1 in 10 (11%) say they do not know.

“Concern may be growing in the CAQ campaign, with support for the party dropping, and the approval ratings for their leader going in the wrong direction,” said Dr. Lorne Bozinoff, President of Forum Research. “The issue of immigration may be hurting Legault, with about two-thirds preferring more immigrants, or about the same amount. If the other parties continue hammering the CAQ on the issue, the election may turn into a real race.”

Lorne Bozinoff, Ph.D. is the president and founder of Forum Research. He can be reached at lbozinoff@forumresearch.com or at (416) 960-9603.

MEDIA INQUIRIES:

Lorne Bozinoff, President
lbozinoff@forumresearch.com
416.960.9603



180 Bloor Street W., #1400
Toronto, ON M5S 2V6
T 416.960.9600
F 416.960.9602
forumresearch.com

NEWS RELEASE



MEDIA INQUIRIES:

Lorne Bozinoff, President
lbozinoff@forumresearch.com
416.960.9603

Methodology

The Forum Poll™ was conducted by Forum Research with the results based on an interactive voice response telephone survey of 1274 randomly selected Québec Voters. The poll was conducted on September 14th and 15th, 2018

Results based on the total sample are considered accurate +/- 3 percentage points, 19 times out of 20. Subsample results will be less accurate. Margins of error for subsample (such as age, gender) results are available at www.forumresearch.com/samplestim.asp

Where appropriate, the data has been statistically weighted by age, region, and other variables to ensure that the sample reflects the actual population according to the latest Census data.

This research is not necessarily predictive of future outcomes, but rather, captures opinion at one point in time. Actual results depend on the candidates' ability to get their voters out. Forum Research conducted this poll as a public service and to demonstrate our survey research capabilities. Forum houses its poll results in the Data Library of the Department of Political Science at the University of Toronto.

With offices across Canada and around the world, 100% Canadian-owned Forum Research is one of the country's leading survey research firms. This Forum Poll™ and other polls may be found at Forum's poll archive at www.forumpoll.com



Top2/Btm2 (or 3 or 4 where applicable) refers to the combined results of the most answered positive and negative responses, for example:

Age/Gender

%	Total	18-34	35-44	45-54	55-64	65+	Male	Female
Sample	631	112	91	133	119	176	303	315
NET: TOP3	66	57	60	68	78	86	67	64
NET: BTM3	34	43	39	32	21	14	32	36
Very satisfied	9	9	6	6	13	20	11	8
Satisfied	28	17	29	35	32	45	25	31
Somewhat satisfied	28	31	26	28	32	20	31	25
Somewhat dissatisfied	12	11	16	14	11	8	13	12
Dissatisfied	11	15	15	9	5	3	9	13
Very dissatisfied	11	18	9	8	5	3	9	12
Don't know	0	0	1	0	1	0	1	0

Top 3 here collects very satisfied, satisfied, and somewhat satisfied into one category, and Btm 3 collects very dissatisfied, dissatisfied, and somewhat dissatisfied. Numbers may not add up to 100 due to rounding.

180 Bloor Street W., #1400
Toronto, ON M5S 2V6
T 416.960.9600
F 416.960.9602
forumresearch.com

NEWS RELEASE



MEDIA INQUIRIES:

Lorne Bozinoff, President
 lbozinoff@forumresearch.com
 416.960.9603

Issues

%	Approve	Disapprove	Don't know
Raising wages for nurses	74	15	11
Language test for immigrants	64	26	10
\$15 minimum wage	62	30	7

Provincial voter intention

If a provincial election were held today, which party are you most likely to vote for?

Age/Gender

%	Total	18-34	35-44	45-54	55-64	65+	Male	Female
Sample	1196	204	217	189	232	354	652	522
Liberal, or PLQ	22	14	18	25	25	28	23	22
Parti Quebecois, or PQ	24	17	25	25	26	28	23	26
Coalition Avenir Quebec, or CAQ	32	24	31	34	37	33	37	27
Quebec Solidaire, or QS	19	42	21	13	11	10	15	23
Other Parties	2	3	4	3	1	1	2	2



Income

%	Total	<\$20K	\$20-\$40K	\$40-\$60K	\$60-\$80K	\$80-\$100K	\$100-\$250K
Sample	1196	177	271	227	174	86	120
Liberal, or PLQ	22	21	21	22	18	16	27
Parti Quebecois, or PQ	24	18	26	27	22	33	23
Coalition Avenir Quebec, or CAQ	32	28	34	29	36	33	38
Quebec Solidaire, or QS	19	31	16	21	20	13	10
Other Parties	2	2	2	2	4	3	2

NEWS RELEASE



MEDIA INQUIRIES:

Lorne Bozinoff, President
lbozinoff@forumresearch.com
416.960.9603

Region

%	Total	Montreal	Quebec City	ROQ	North Shore	South Shore
Sample	1196	433	162	601	281	320
Liberal, or PLQ	22	29	15	19	17	22
Parti Quebecois, or PQ	24	25	24	24	26	21
Coalition Avenir Quebec, or CAQ	32	24	41	35	36	35
Quebec Solidaire, or QS	19	20	16	19	19	20
Other Parties	2	2	4	2	2	3

Language spoken at home

%	Total	English	French	Other
Sample	1196	77	1091	28
Liberal, or PLQ	22	62	17	42
Parti Quebecois, or PQ	24	8	26	12
Coalition Avenir Quebec, or CAQ	32	15	34	15
Quebec Solidaire, or QS	19	11	20	25
Other Parties	2	4	2	7



180 Bloor Street W., #1400
Toronto, ON M5S 2V6
T 416.960.9600
F 416.960.9602
forumresearch.com

NEWS RELEASE



FORUM RESEARCH INC.

Philippe Couillard

Do you approve or disapprove of the job Philippe Couillard is doing as premier?

Age/Gender

%	Total	18-34	35-44	45-54	55-64	65+	Male	Female
Sample	1274	218	233	199	248	376	684	565
Approve	27	20	23	29	29	33	29	25
Disapprove	66	72	67	65	64	59	67	64
Don't know	8	8	10	6	7	8	3	12

Income

%	Total	<\$20K	\$20-\$40K	\$40-\$60K	\$60-\$80K	\$80-\$100K	\$100-\$250K
Sample	1274	195	281	243	180	90	124
Approve	27	28	25	27	20	20	35
Disapprove	66	62	68	68	70	76	61
Don't know	8	10	7	6	10	4	4

Voter intention

%	Total	Liberal, or PLQ	Parti Quebecois, or PQ	Coalition Avenir Quebec, or CAQ	Quebec Solidaire, or QS	Other Parties	Undecided
Sample	1274	252	290	382	205	67	164
Approve	27	82	8	15	14	14	20
Disapprove	66	12	88	81	78	81	50
Don't know	8	5	4	5	8	4	30

Region

%	Total	Montreal	Quebec City	ROQ	North Shore	South Shore
Sample	1274	464	174	636	303	333
Approve	27	28	22	27	26	28
Disapprove	66	63	69	67	68	66
Don't know	8	9	10	6	7	6

Language spoken at home

%	Total	English	French	Other
Sample	1274	88	1157	29
Approve	27	48	24	52
Disapprove	66	41	69	38
Don't know	8	11	7	10

MEDIA INQUIRIES:

Lorne Bozinoff, President
 lbozinoff@forumresearch.com
 416.960.9603



NEWS RELEASE



FORUM RESEARCH INC.

Jean-Francois Lisee

Do you approve or disapprove of the job Jean-Francois Lisee is doing as Leader of the Opposition?

Age/Gender

%	Total	18-34	35-44	45-54	55-64	65+	Male	Female
Sample	1274	218	233	199	248	376	684	565
Approve	44	33	39	45	52	54	47	41
Disapprove	35	39	36	38	30	31	38	33
Don't know	21	28	25	17	18	15	16	26

Income

%	Total	<\$20K	\$20-\$40K	\$40-\$60K	\$60-\$80K	\$80-\$100K	\$100-\$250K
Sample	1274	195	281	243	180	90	124
Approve	44	36	46	48	44	50	50
Disapprove	35	33	34	34	41	36	37
Don't know	21	31	20	19	14	13	14

Voter intention

%	Total	Liberal, or PLQ	Parti Quebecois, or PQ	Coalition Avenir Quebec, or CAQ	Quebec Solidaire, or QS	Other Parties	Undecided
Sample	1274	252	290	382	205	67	164
Approve	44	28	83	38	42	21	21
Disapprove	35	52	5	44	35	66	29
Don't know	21	20	12	19	23	13	49

Region

%	Total	Montreal	Quebec City	ROQ	North Shore	South Shore
Sample	1274	464	174	636	303	333
Approve	44	43	45	44	46	43
Disapprove	35	39	36	32	31	33
Don't know	21	19	19	23	23	24

Language spoken at home

%	Total	English	French	Other
Sample	1274	88	1157	29
Approve	44	22	46	40
Disapprove	35	45	34	45
Don't know	21	33	20	15

MEDIA INQUIRIES:

Lorne Bozinoff, President
 lbozinoff@forumresearch.com
 416.960.9603



NEWS RELEASE



MEDIA INQUIRIES:

Lorne Bozinoff, President
 lbozinoff@forumresearch.com
 416.960.9603

Francois Legault

Do you approve or disapprove of the job Francois Legault is doing as Leader of the Coalition Avenir Quebec or CAQ?

Age/Gender

%	Total	18-34	35-44	45-54	55-64	65+	Male	Female
Sample	1274	218	233	199	248	376	684	565
Approve	41	33	37	47	47	45	46	37
Disapprove	44	51	44	40	42	40	43	44
Don't know	15	16	19	14	11	14	11	19

Income

%	Total	<\$20K	\$20-\$40K	\$40-\$60K	\$60-\$80K	\$80-\$100K	\$100-\$250K
Sample	1274	195	281	243	180	90	124
Approve	41	43	42	40	37	52	49
Disapprove	44	38	43	46	49	39	42
Don't know	15	19	15	14	14	9	9

Voter intention

%	Total	Liberal, or PLQ	Parti Quebecois, or PQ	Coalition Avenir Quebec, or CAQ	Quebec Solidaire, or QS	Other Parties	Undecided
Sample	1274	252	290	382	205	67	164
Approve	41	21	28	89	22	25	28
Disapprove	44	65	57	5	65	62	28
Don't know	15	15	15	6	13	13	45

Region

%	Total	Montreal	Quebec City	ROQ	North Shore	South Shore
Sample	1274	464	174	636	303	333
Approve	41	36	40	46	48	44
Disapprove	44	47	46	40	40	41
Don't know	15	16	14	14	13	15



NEWS RELEASE



FORUM RESEARCH INC.

Language spoken at home

%	Total	English	French	Other
Sample	1274	88	1157	29
Approve	41	27	43	35
Disapprove	44	46	43	55
Don't know	15	27	14	9

MEDIA INQUIRIES:

Lorne Bozinoff, President

lbozinoff@forumresearch.com

416.960.9603



180 Bloor Street W., #1400
Toronto, ON M5S 2V6
T 416.960.9600
F 416.960.9602
forumresearch.com

NEWS RELEASE



FORUM RESEARCH INC.

MEDIA INQUIRIES:

Lorne Bozinoff, President
 lbozinoff@forumresearch.com
 416.960.9603

Provincial election debate

Did you watch or hear anything about the provincial election debate?

Age/Gender

%	Total	18-34	35-44	45-54	55-64	65+	Male	Female
Sample	1274	218	233	199	248	376	684	565
Watched the debate	60	59	54	59	62	66	63	57
Heard about the debate	25	20	29	30	25	22	24	26
Didn't watch or hear anything about the debate	15	20	17	11	12	12	13	17

Income

%	Total	<\$20K	\$20-\$40K	\$40-\$60K	\$60-\$80K	\$80-\$100K	\$100-\$250K
Sample	1274	195	281	243	180	90	124
Watched the debate	60	58	61	63	63	61	67
Heard about the debate	25	23	25	23	25	25	23
Didn't watch or hear anything about the debate	15	20	14	14	13	14	10

Voter intention

%	Total	Liberal, or PLQ	Parti Quebecois, or PQ	Coalition Avenir Quebec, or CAQ	Quebec Solidaire, or QS	Other Parties	Undecided
Sample	1274	252	290	382	205	67	164
Watched the debate	60	54	71	57	70	56	31
Heard about the debate	25	25	18	31	23	26	33
Didn't watch or hear anything about the debate	15	21	10	12	7	19	36



NEWS RELEASE



MEDIA INQUIRIES:

Lorne Bozinoff, President
lbozinoff@forumresearch.com
416.960.9603

Region

%	Total	Montreal	Quebec City	ROQ	North Shore	South Shore
Sample	1274	464	174	636	303	333
Watched the debate	60	60	63	59	55	63
Heard about the debate	25	22	24	27	29	26
Didn't watch or hear anything about the debate	15	18	12	13	16	11

Language spoken at home

%	Total	English	French	Other
Sample	1274	88	1157	29
Watched the debate	60	30	64	46
Heard about the debate	25	30	24	32
Didn't watch or hear anything about the debate	15	40	12	22



NEWS RELEASE



FORUM RESEARCH INC.

MEDIA INQUIRIES:

Lorne Bozinoff, President
 lbozinoff@forumresearch.com
 416.960.9603

Provincial election debate winner

Who do you think won the debate? BASE: Watched/heard about the provincial election debate

Age/Gender

%	Total	18-34	35-44	45-54	55-64	65+	Male	Female
Sample	1109	179	199	179	219	333	603	484
Philippe Couillard	9	6	7	11	9	13	10	8
Jean-Francois Lisee	29	26	26	29	30	32	30	28
Francois Legault	18	13	19	21	19	19	23	13
Manon Masse	17	30	15	11	13	10	13	21
None of the above	22	19	28	24	23	18	20	23
Don't know	5	6	5	3	5	8	4	7

Income

%	Total	<\$20K	\$20-\$40K	\$40-\$60K	\$60-\$80K	\$80-\$100K	\$100-\$250K
Sample	1109	157	247	210	165	79	115
Philippe Couillard	9	10	8	9	11	5	10
Jean-Francois Lisee	29	20	26	34	33	36	31
Francois Legault	18	15	18	17	20	22	22
Manon Masse	17	30	17	16	13	6	12
None of the above	22	18	25	20	18	25	23
Don't know	5	7	5	3	5	6	3



Voter intention

%	Total	Liberal, or PLQ	Parti Quebecois, or PQ	Coalition Avenir Quebec, or CAQ	Quebec Solidaire, or QS	Other Parties	Undecided
Sample	1109	208	263	343	193	57	115
Philippe Couillard	9	41	1	1	4	6	3
Jean-Francois Lisee	29	10	76	16	20	16	11
Francois Legault	18	9	3	44	7	17	12
Manon Masse	17	11	8	6	47	13	11
None of the above	22	25	9	28	16	45	41
Don't know	5	4	3	5	6	4	21

180 Bloor Street W., #1400
 Toronto, ON M5S 2V6
 T 416.960.9600
 F 416.960.9602
 forumresearch.com

NEWS RELEASE



MEDIA INQUIRIES:

Lorne Bozinoff, President

lbozinoff@forumresearch.com

416.960.9603

Region

%	Total	Montreal	Quebec City	ROQ	North Shore	South Shore
Sample	1109	396	154	559	261	298
Philippe Couillard	9	9	11	8	7	9
Jean-Francois Lisee	29	28	34	28	29	27
Francois Legault	18	16	18	20	22	18
Manon Masse	17	20	8	17	14	18
None of the above	22	22	23	22	23	20
Don't know	5	4	6	6	4	7

Language spoken at home

%	Total	English	French	Other
Sample	1109	55	1030	24
Philippe Couillard	9	14	9	12
Jean-Francois Lisee	29	10	31	13
Francois Legault	18	20	18	8
Manon Masse	17	20	16	24
None of the above	22	21	22	39
Don't know	5	14	5	4



180 Bloor Street W., #1400
Toronto, ON M5S 2V6
T 416.960.9600
F 416.960.9602
forumresearch.com

NEWS RELEASE



FORUM RESEARCH INC.

MEDIA INQUIRIES:

Lorne Bozinoff, President
 lbozinoff@forumresearch.com
 416.960.9603

Québec immigration policy

In your opinion, should Québec allow more immigrants into the province, fewer immigrants, or keep the number of immigrants about the same?

Age/Gender

%	Total	18-34	35-44	45-54	55-64	65+	Male	Female
Sample	1274	218	233	199	248	376	684	565
Allow fewer immigrants	32	28	30	37	35	32	35	30
Keep the number of immigrants about the same	44	46	40	42	42	47	41	47
Allow more immigrants	19	23	23	16	17	16	19	18
Don't know	5	4	7	5	6	5	4	5

Income

%	Total	<\$20K	\$20-\$40K	\$40-\$60K	\$60-\$80K	\$80-\$100K	\$100-\$250K
Sample	1274	195	281	243	180	90	124
Allow fewer immigrants	32	30	34	34	30	36	26
Keep the number of immigrants about the same	44	42	46	38	49	43	57
Allow more immigrants	19	19	15	24	20	17	14
Don't know	5	9	5	3	1	4	2

Voter intention

%	Total	Liberal, or PLQ	Parti Québécois, or PQ	Coalition Avenir Québec, or CAQ	Québec Solidaire, or QS	Other Parties	Undecided
Sample	1274	252	290	382	205	67	164
Allow fewer immigrants	32	19	34	53	16	28	30
Keep the number of immigrants about the same	44	46	48	34	49	47	42
Allow more immigrants	19	30	13	10	31	20	14
Don't know	5	4	5	2	4	4	14



FORUM RESEARCH

180 Bloor Street W., #1400
 Toronto, ON M5S 2V6
 T 416.960.9600
 F 416.960.9602
 forumresearch.com

NEWS RELEASE



MEDIA INQUIRIES:

Lorne Bozinoff, President

lbozinoff@forumresearch.com

416.960.9603

Region

%	Total	Montreal	Quebec City	ROQ	North Shore	South Shore
Sample	1274	464	174	636	303	333
Allow fewer immigrants	32	31	24	35	33	37
Keep the number of immigrants about the same	44	45	47	42	43	41
Allow more immigrants	19	20	22	18	18	18
Don't know	5	5	7	5	5	5

Language spoken at home

%	Total	English	French	Other
Sample	1274	88	1157	29
Allow fewer immigrants	32	28	32	30
Keep the number of immigrants about the same	44	46	44	21
Allow more immigrants	19	21	18	42
Don't know	5	4	5	6



180 Bloor Street W., #1400
Toronto, ON M5S 2V6
T 416.960.9600
F 416.960.9602
forumresearch.com

NEWS RELEASE



FORUM RESEARCH INC.

MEDIA INQUIRIES:

Lorne Bozinoff, President
 lbozinoff@forumresearch.com
 416.960.9603

Language testing for immigrants

Do you approve or disapprove of making immigrants pass a language test within three years of arriving in Québec?

Age/Gender

%	Total	18-34	35-44	45-54	55-64	65+	Male	Female
Sample	1274	218	233	199	248	376	684	565
Approve	64	63	64	61	67	63	63	64
Disapprove	26	26	28	29	25	23	28	24
Don't know	10	11	8	10	8	14	9	11

Income

%	Total	<\$20K	\$20-\$40K	\$40-\$60K	\$60-\$80K	\$80-\$100K	\$100-\$250K
Sample	1274	195	281	243	180	90	124
Approve	64	68	67	63	64	58	64
Disapprove	26	19	20	30	27	31	34
Don't know	10	13	13	6	9	10	2

Voter intention

%	Total	Liberal, or PLQ	Parti Quebecois, or PQ	Coalition Avenir Quebec, or CAQ	Quebec Solidaire, or QS	Other Parties	Undecided
Sample	1274	252	290	382	205	67	164
Approve	64	42	62	87	59	49	62
Disapprove	26	49	25	8	30	33	21
Don't know	10	9	13	4	10	18	17

Region

%	Total	Montreal	Quebec City	ROQ	North Shore	South Shore
Sample	1274	464	174	636	303	333
Approve	64	57	66	68	70	66
Disapprove	26	33	21	22	20	25
Don't know	10	10	13	10	10	9



NEWS RELEASE



MEDIA INQUIRIES:

Lorne Bozinoff, President
lbozinoff@forumresearch.com
416.960.9603

Language spoken at home

%	Total	English	French	Other
Sample	1274	88	1157	29
Approve	64	32	68	48
Disapprove	26	56	22	42
Don't know	10	12	10	10



180 Bloor Street W., #1400
Toronto, ON M5S 2V6
T 416.960.9600
F 416.960.9602
forumresearch.com

NEWS RELEASE



MEDIA INQUIRIES:

Lorne Bozinoff, President
 lbozinoff@forumresearch.com
 416.960.9603

Approval of minimum wage increase

Do you approve or disapprove of raising minimum wage to \$15?

Age/Gender

%	Total	18-34	35-44	45-54	55-64	65+	Male	Female
Sample	1274	218	233	199	248	376	684	565
Approve	62	62	57	59	67	67	57	68
Disapprove	30	32	35	37	26	21	37	24
Don't know	7	6	8	5	7	11	6	8

Income

%	Total	<\$20K	\$20-\$40K	\$40-\$60K	\$60-\$80K	\$80-\$100K	\$100-\$250K
Sample	1274	195	281	243	180	90	124
Approve	62	72	67	64	54	52	47
Disapprove	30	23	24	30	39	42	48
Don't know	7	5	9	6	7	6	4

Voter intention

%	Total	Liberal, or PLQ	Parti Quebecois, or PQ	Coalition Avenir Quebec, or CAQ	Quebec Solidaire, or QS	Other Parties	Undecided
Sample	1274	252	290	382	205	67	164
Approve	62	59	75	42	80	59	62
Disapprove	30	35	19	48	13	39	22
Don't know	7	6	5	10	6	3	16

Region

%	Total	Montreal	Quebec City	ROQ	North Shore	South Shore
Sample	1274	464	174	636	303	333
Approve	62	68	46	62	68	57
Disapprove	30	25	48	30	25	33
Don't know	7	7	6	8	7	9

Language spoken at home

%	Total	English	French	Other
Sample	1274	88	1157	29
Approve	62	75	60	74
Disapprove	30	21	32	26
Don't know	7	4	8	0



NEWS RELEASE



MEDIA INQUIRIES:

Lorne Bozinoff, President
 lbozinoff@forumresearch.com
 416.960.9603

Approval of wage increase for nurses

Do you approve or disapprove of raising the wages of nurses?

Age/Gender

%	Total	18-34	35-44	45-54	55-64	65+	Male	Female
Sample	1274	218	233	199	248	376	684	565
Approve	74	77	69	68	77	77	73	74
Disapprove	15	14	19	19	15	13	16	15
Don't know	11	9	12	13	9	11	10	11

Income

%	Total	<\$20K	\$20-\$40K	\$40-\$60K	\$60-\$80K	\$80-\$100K	\$100-\$250K
Sample	1274	195	281	243	180	90	124
Approve	74	72	75	75	70	77	67
Disapprove	15	13	15	15	17	14	28
Don't know	11	15	10	10	13	9	5

Voter intention

%	Total	Liberal, or PLQ	Parti Quebecois, or PQ	Coalition Avenir Quebec, or CAQ	Quebec Solidaire, or QS	Other Parties	Undecided
Sample	1274	252	290	382	205	67	164
Approve	74	71	79	70	79	73	69
Disapprove	15	17	15	19	12	10	16
Don't know	11	12	6	12	9	17	15

Region

%	Total	Montreal	Quebec City	ROQ	North Shore	South Shore
Sample	1274	464	174	636	303	333
Approve	74	80	64	71	72	70
Disapprove	15	10	22	18	18	18
Don't know	11	9	14	11	10	12

Language spoken at home

%	Total	English	French	Other
Sample	1274	88	1157	29
Approve	74	86	72	69
Disapprove	15	6	17	16
Don't know	11	8	11	16



NEWS RELEASE



FORUM RESEARCH INC.

For more information:

Lorne Bozinoff, Ph.D.

President

Forum Research Inc.

Tel: (416) 960-9603

Fax: (416) 960-9602

E-mail: lbozinoff@forumresearch.com

MEDIA INQUIRIES:

Lorne Bozinoff, President

lbozinoff@forumresearch.com

416.960.9603



180 Bloor Street W., #1400
Toronto, ON M5S 2V6
T 416.960.9600
F 416.960.9602
forumresearch.com